

VTL Series

OSCILLATORS

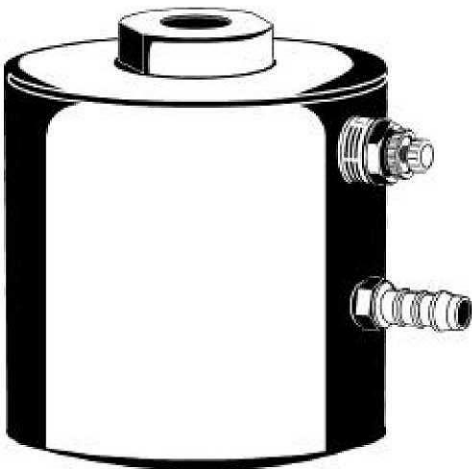


The VTL is one of the newest innovations in vibration technology of the last 15 years. It looks like a typical piston but it has proven to be the most flexible linear force vibrator on the market today.

Customers can adjust frequency, amplitude and force independently, thus enabling the VTL to operate with all kinds of materials and with all kinds of loads.

How It Works

A steel piston within a cast iron body is made to move in a reciprocating motion thus generating vibrations without striking cylinder walls. An external weight allows vibration force and frequency to be adjusted.



Features

- Unidirectional vibration.
- Adjustable frequency and amplitude.
- High reciprocating force.
- Extremely quiet.
- Wide range of frequencies and force adjustments.

Benefits

For moving or feeding certain kinds of materials, sometimes low frequency and high amplitude are required. VTL has been designed to meet these needs.

By adjusting air flow the ideal product frequency can be reached.

By adding external weights, amplitude can be varied.


Noise level never exceeds 75 dBA

The "housing mode" produces very high amplitudes at much lower frequencies.

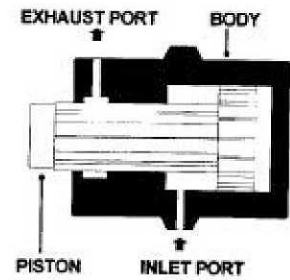
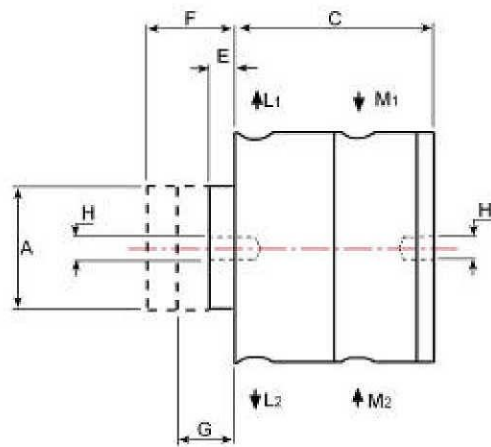
When air is turned off vibrator stops instantly.



In vibratory feeder applications precision of batch weighing can be considerably enhanced.



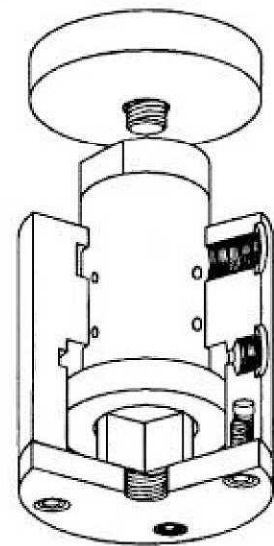
PERFORMANCE														
MODEL		FREQUENCY			FORCE OUTPUT			DYNAMIC MOMENT			AIR CONSUMPTION			WEIGHT
		30 PSI	60 PSI	90 PSI	30 PSI	60 PSI	90 PSI	30 PSI	60 PSI	90 PSI	30 PSI	60 PSI	90 PSI	
		VPM	VPM	VPM	LBS	LBS	LBS	IN-LBS	IN-LBS	IN-LBS	CFM	CFM	CFM	LBS
VTL 15	Piston	1800	2300	2800	9	13	16	0.18	0.19	0.21	0.8	1.9	3.1	1.1
VTL 16	Piston	1800	3500	2600	10	14	19	0.18	0.21	0.21	0.7	1.6	2.5	3.3
	Housing	600	750	900	11	18	25	2	2.4	2.8	0.3	0.9	1.5	
VTL 25	Piston	1400	1850	2300	20	35	50	0.7	1.2	1.7	2.0	4.5	7	7
	Housing	700	800	900	25	50	80	5	8	12	1.5	2.6	4	
VTL 40	Piston	1400	1700	2000	45	70	100	1.7	2.2	2.6	2.8	8	14	12
	Housing	700	900	1100	75	110	140	9	11	13	8.8	10	12	
VTL 55	Piston	1600	2010	2500	100	170	250	2.7	3	3.3	5.0	15	25	17
	Housing	850	1100	1400	170	240	350	15	16	18	4.0	11	18	
VTL 85	Piston	1600	2300	2700	160	210	250	3.5	3.9	4.2	11.0	22	32	37
	Housing	1000	1250	1500	260	400	520	18	19	23	25.0	26.0	35	



DIMENSIONS (inches)										
MODEL	A	B	C	E	F	G	H	L	M	SW
VTL 15	0.59	1.97	4.50	0.35	1.69	0.59	M10	1/8	1/8	0.51
VTL 16	0.63	1.93	4.33	0.20	1.57	0.72	M10	1/8	1/8	0.55
VTL 25	0.98	2.52	5.43	0.35	2.13	1.08	M16	1/4	1/4	0.87
VTL 40	1.60	3.31	5.51	0.47	2.24	0.95	M16	1/4	1/4	1.26
VTL 55	2.17	4.33	4.92	0.67	2.17	0.78	M20	3/8	3/8	1.81
VTL 85	3.35	6.30	4.80	0.79	2.17	0.66	M20	3/8	3/8	-

Different force outputs and amplitudes can be obtained by adding/subtracting external weight combinations.

The vibrator body itself can become a counterweight when the shaft is bolted to the surface or to the machine to be vibrated.



CHICAGO VIBRATOR PRODUCTS
WESTMONT, IL 60559
800-842-7284
630-920-9411
www.ChicagoVibrator.com
solutions@chivib.com